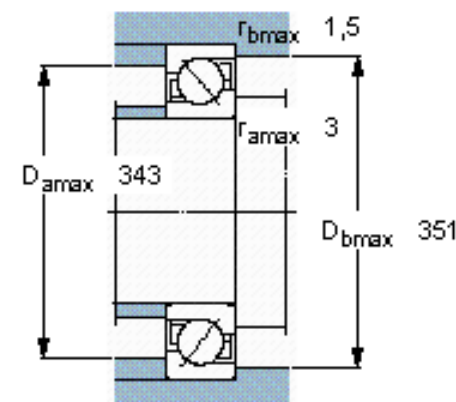
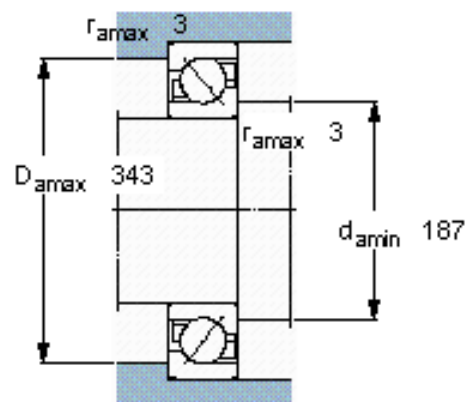
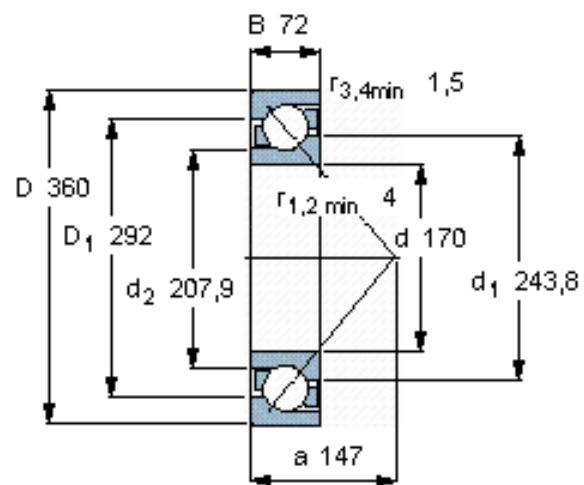


### Angular contact ball bearings, single row

Principal dimensions			Basic load ratings		Fatigue load limit Pu	Speed ratings		Mass	Designation
d	D	B	dynamic	static		Reference speed	Limiting speed		
mm			kN		kN	r/min		kg	-
170	360	72	390	490	12,7	2000	2200	34,6	7334 BCBM

\* - SKF Explorer bearing



#### Calculation factors

- $k_r 0,09$
- $k_a 1,4$
- $e 1,14$
- X 0,35
- Y 0,57
- $Y_0 0,26$