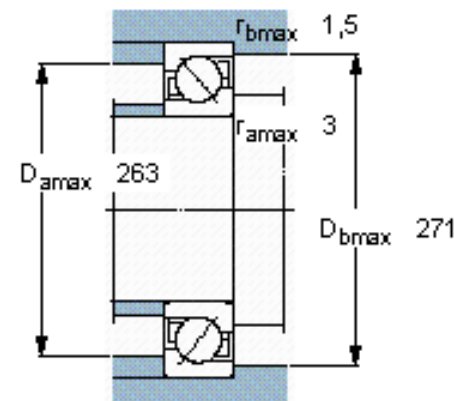
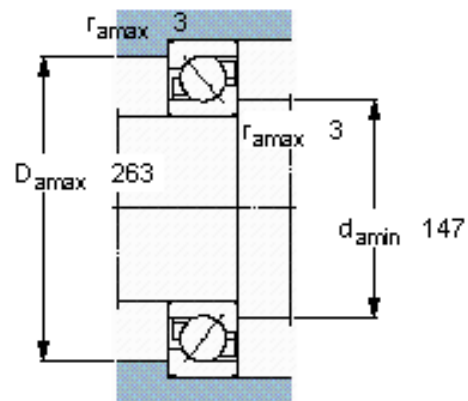
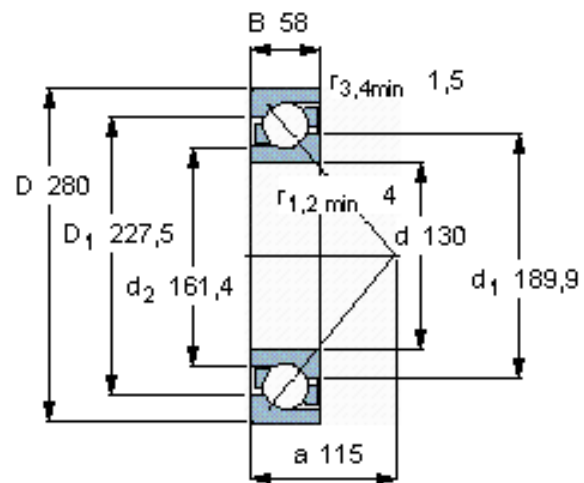


Angular contact ball bearings, single row

Principal dimensions			Basic load ratings		Fatigue load limit Pu	Speed ratings		Mass	Designation
d	D	B	dynamic	static		Reference speed	Limiting speed		
mm			kN		kN	r/min		kg	-
130	280	58	276	305	9	2800	2800	17,1	7326 BCBM

* - SKF Explorer bearing



Calculation factors

k_r 0,09
 k_a 1,4
 e 1,14
 X 0,35
 Y 0,57
 Y_0 0,26