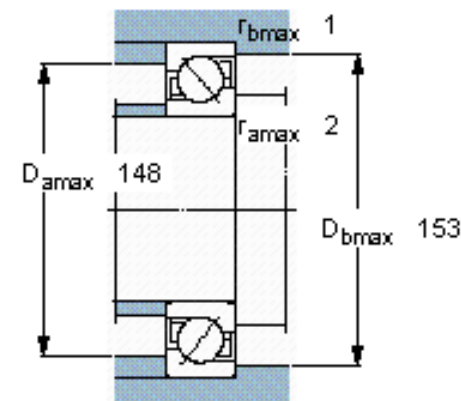
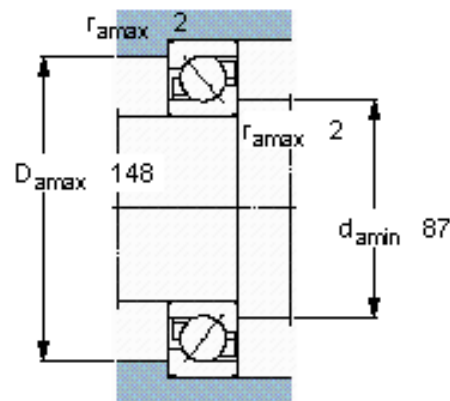
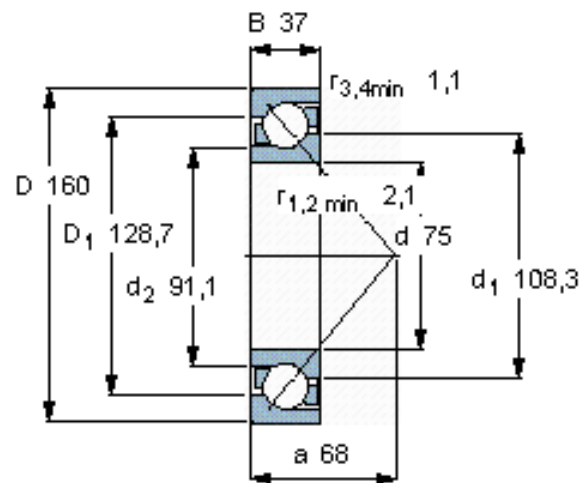


### Angular contact ball bearings, single row

Principal dimensions			Basic load ratings		Fatigue load limit Pu	Speed ratings		Mass	Designation
d	D	B	dynamic	static		Reference speed	Limiting speed		
mm			kN		kN	r/min		kg	-
75	160	37	125	98	3,8	5000	5000	3,06	7315 BEP

\* - SKF Explorer bearing



#### Calculation factors

$k_r$  0,1  
 $k_a$  1,6  
 $e$  1,14  
 $X$  0,35  
 $Y$  0,57  
 $Y_0$  0,26