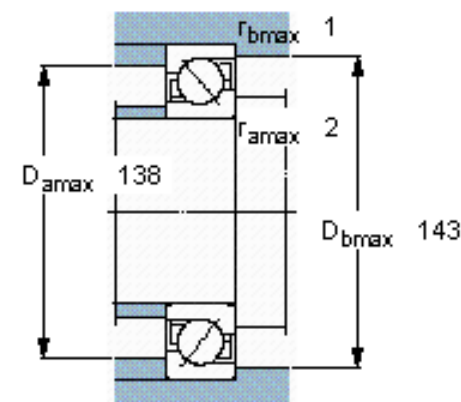
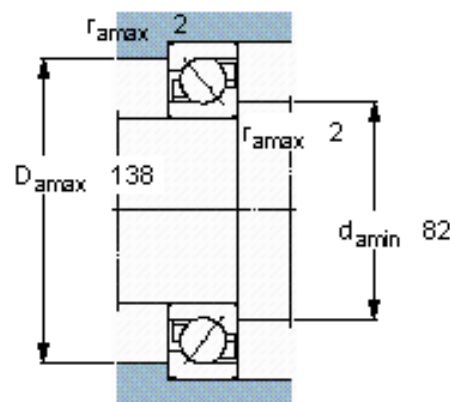
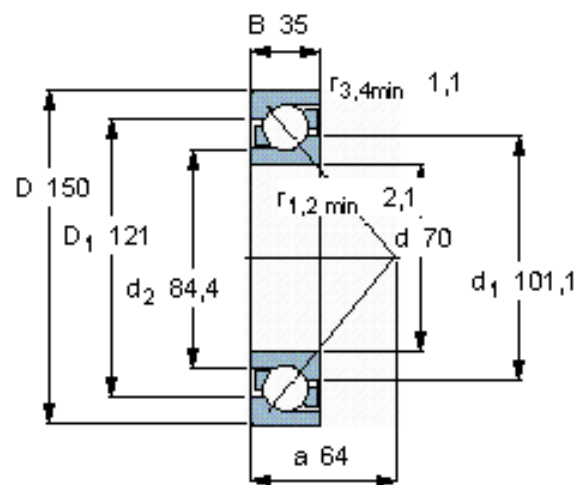


Angular contact ball bearings, single row

Principal dimensions			Basic load ratings		Fatigue load limit Pu	Speed ratings		Mass	Designation
d	D	B	dynamic	static		Reference speed	Limiting speed		
mm			kN		kN	r/min		kg	-
70	150	35	119	90	3,65	5300	5300	2,55	7314 BEP

* - SKF Explorer bearing



Calculation factors

- k_r 0,1
- k_a 1,6
- e 1,14
- X 0,35
- Y 0,57
- Y₀ 0,26